

Matt Bilston - VK3SMB/VK3VS

The VKLink project - VK3RWO Repeater – VK2RWO Repeater

www.vklink.com.au – www.vk3smb.com



Allstar Node on VKLink

Instructions for getting your Allstar node onto the VKLink network

Installing the files

Goto <http://www.vklink.com.au/astdl.php>, fill out your details and download the helper scripts. Unzip the file to your home folder.

Change the permissions of the .sh files to executable:

```
chmod +x *.sh
```

Move them to /usr/bin:

```
mv *.sh /usr/bin
```

Edit your rpt.conf, and change every occurrence of "statpost_program" to:

```
statpost_program=/usr/bin/multipost.sh
```

Also in rpt.conf, in the nodes section [nodes], at the end of the section, add the following line:

```
#includeifexists /var/lib/asterisk/rpt_vknodes
```

At 3AM every morning, set a crontab to download the VKLink node list:

```
crontab -e
```

add this line to the end of the file:

```
5 3 * * * /usr/bin/vknodes.sh
```

Server Configuration

Now that you have got the allstar image talking to the VKLink server, it is time to tell the VKLink server about you. All these menu options are explained in more detail in the official VKLink manual, found at <http://www.vklink.com.au/manual.php>.

Matt Bilston - VK3SMB/VK3VS

The VKLink project - VK3RWO Repeater – VK2RWO Repeater

www.vklink.com.au – www.vk3smb.com

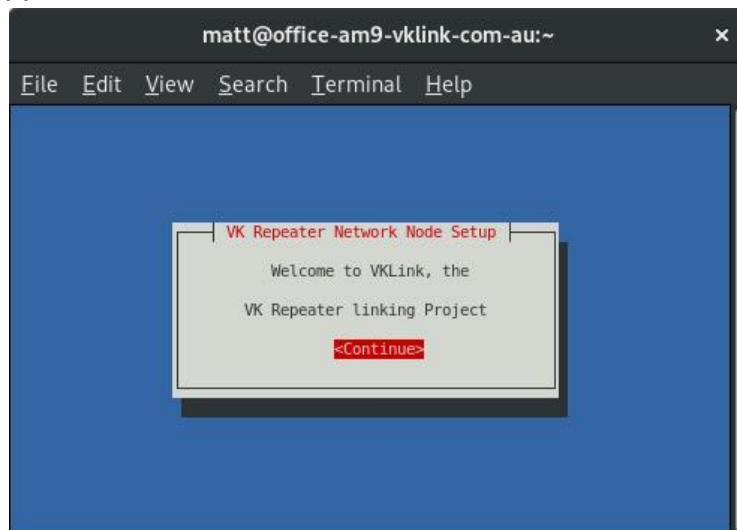


In a root terminal, type:

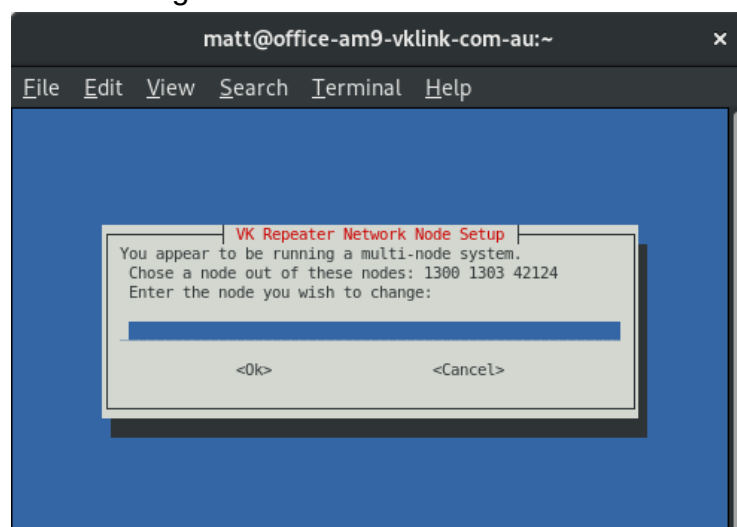
```
allstar-vksetup.sh
```

For this script to work, you will have to install whiptail. This is achieved by using pacman. google has answers on this one.

The following will appear:



If you have multiple nodes on your system, the next window will pop up asking you for the node number you wish to change:

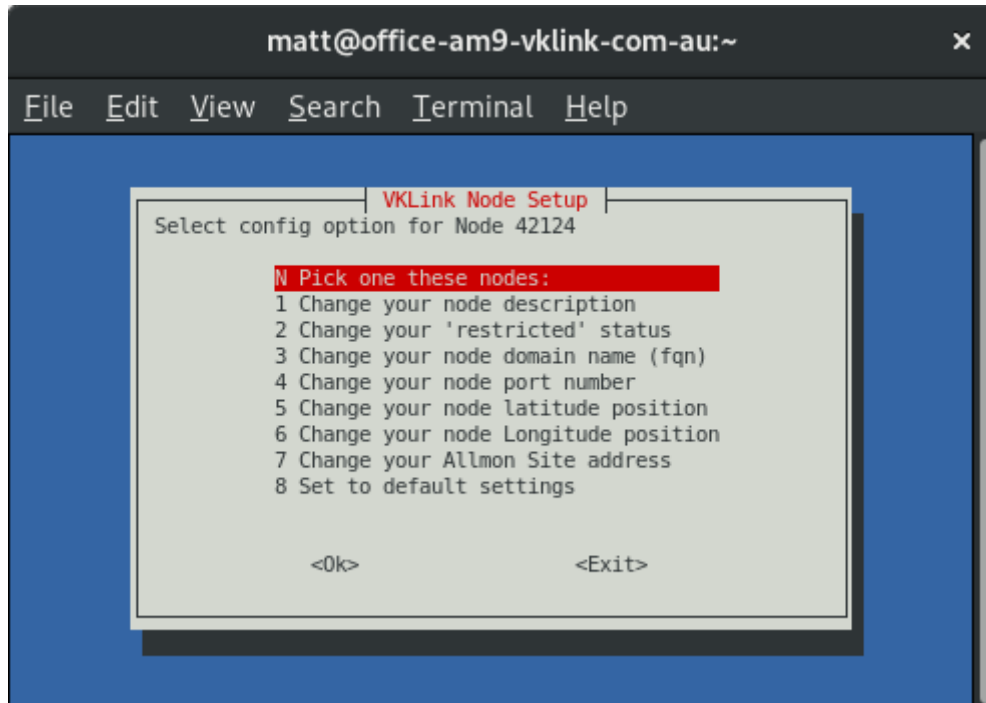


And now the menu appears for you to tell the VKLink server all about your node.

Matt Bilston - VK3SMB/VK3VS

The VKLink project - VK3RWO Repeater – VK2RWO Repeater

www.vklink.com.au – www.vk3smb.com



****Please note, this does not change anything on your node, only what the VKLink server knows about your node**.** Also note, you may not be able to connect within the VKLink system until after 3am the next morning.

Finally, Contact the VKlink team to have your Allstar node appear on VKLink, and be able to connect to VKLink nodes.

Contact the VKLink team via:

- Facebook - <https://www.facebook.com/groups/vklink/>
- Email - matt@vklink.com.au - be patient with this one, and
- The underutilised forum - <http://forum.vklink.com.au>

Please note, this is intended for existing AllstarLink nodes within VK, and Allstarlink nodes from our Kiwi Buddies. Do not get offended if you are outside VK/ZL